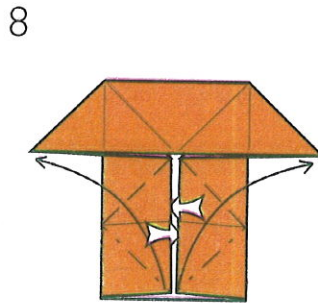
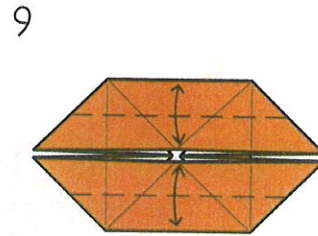


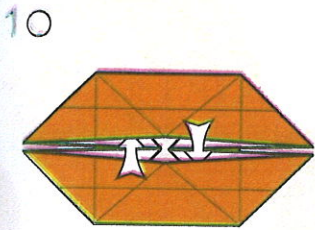
7 Bring both corners forwards and squash fold.



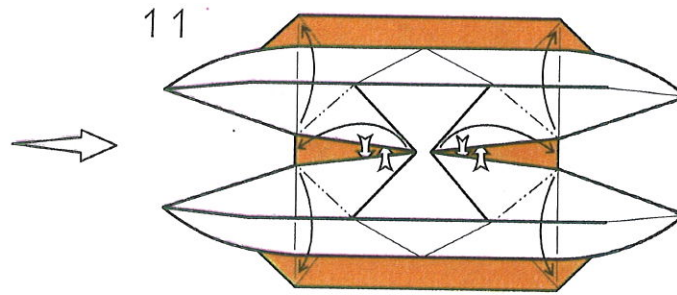
8 Repeat step 7 on other end.



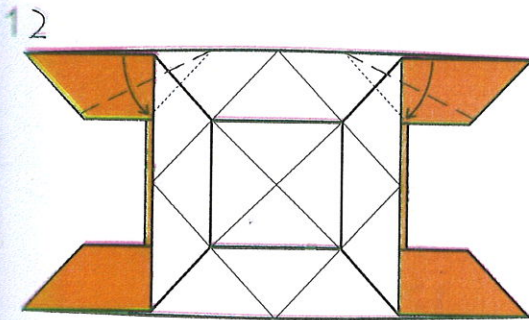
9 Fold and unfold top and bottom edge to the center.



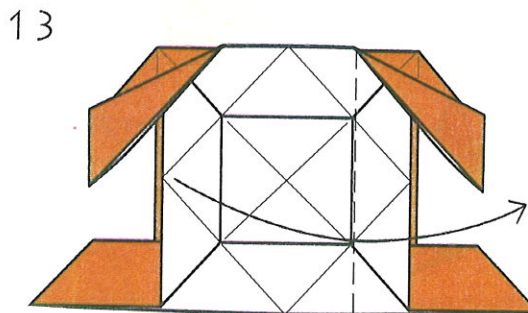
10 Open up pockets.



11 This shows the pockets open. Lift up inside corners, and fold the edges outwards.



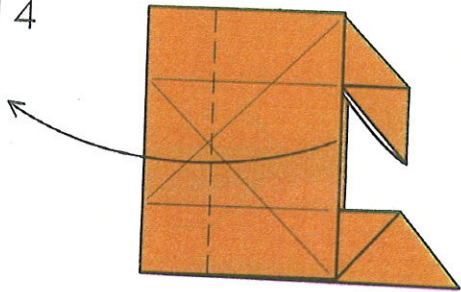
12 Fold edge to corner.



13 Fold over.

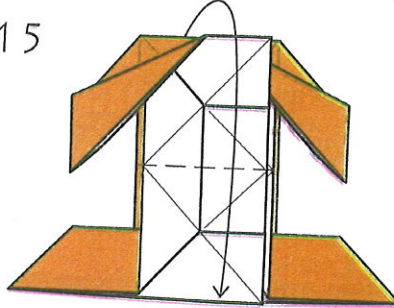


14



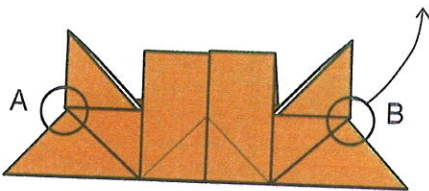
Fold over.

15



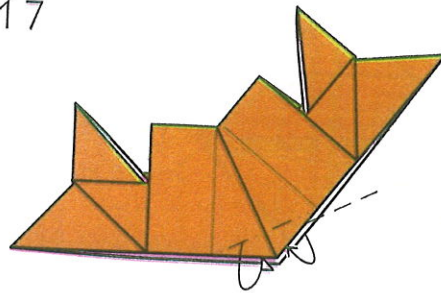
Fold in half through all layers.

16




Hold 'A' with one hand. Pull 'B' upwards.

17




Fold inside the base of the front flap as shown. Repeat on the other side.

18



Completed walking crab.

19



When you tap the C, the crab will walk sideways. Attach the round stickers for eyes and draw eyeballs.